

Australian Energy Statistics

2016–17

Energy production was

3x

energy consumption



11%▼

Electricity generation from brown coal



18%▲

Solar generation



Coal consumption

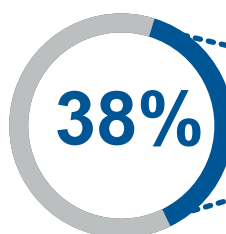
18%
lower than its peak



Nearly

1%

Energy productivity improved



Of energy consumption was oil


54%

Refined product consumption was from imports




12%▲

Mining energy use increased



63%

Electricity generation from coal



16%

Electricity generation from renewables



11%

world uranium production

41%

LNG exports increased

