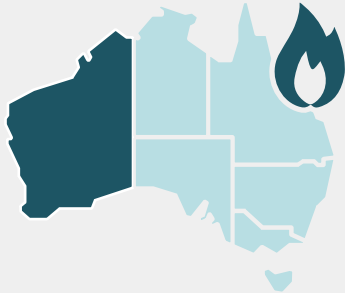





WESTERN AUSTRALIA

In 2020–21



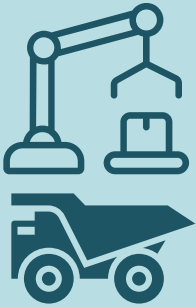
60%

WA share of Australian gas production



31%

Mining share of energy consumption



39%

of total electricity generation from mining and manufacturing

57%

Gas share of electricity generation in 2021 (Down from 62%)




15%

Renewables share of electricity generation in 2021

53%

WA share of total Australian gas fired electricity generation in 2021



\$257 million

Economic value created for every PJ consumed

Up \$13 million over 10 years

453_{GJ}



Energy consumption per person