



# TASMANIA

In 2019–20

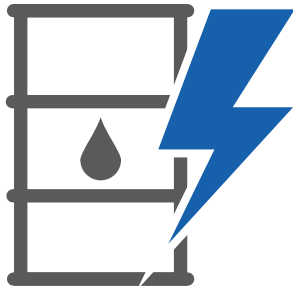
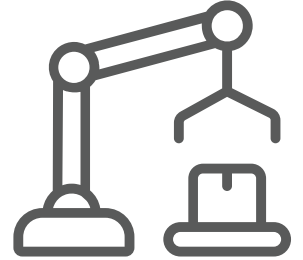


**48%**

Renewables  
share of  
energy  
consumption

**40%**

Manufacturing  
share of energy  
consumption




**38%**

Oil share of  
energy  
consumption

Commercial and services share of  
energy consumption

**8%**

(highest of any state/territory)



**98%**

Renewables  
share of  
electricity  
generation



**65%**

Tas share of  
Australian hydro  
generation

**\$323** million

Economic value created  
for every PJ consumed

Up \$77 million since 2010-11

**184** GJ



Energy consumption per person