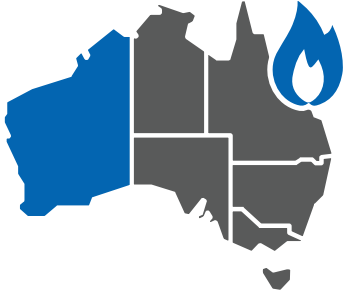





# WESTERN AUSTRALIA

In 2019–20



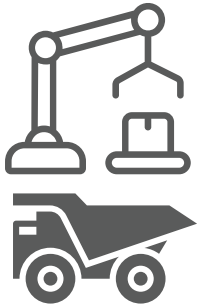
**63%**

WA share of Australian gas production



**30%**

Mining share of energy consumption




Mining and Manufacturing generated

**39%**

Total electricity generation

**62%**

Gas share of electricity generation




**10%**

Renewables share of electricity generation

**49%**

WA share of total Australian gas fired electricity generation



**\$230** million

Economic value created for every PJ consumed

Up \$1 million since 2010-11

**478** GJ



Energy consumption per person