




SOUTH AUSTRALIA

In 2019–20



43%

Oil share of energy consumption




31%

Transport share of energy consumption



29%

SA share of Australian wind generation



55%

Renewables share of electricity generation




58%

Natural gas use is to generate electricity

44%

Gas share of electricity generation



\$346 million

Economic value created for every PJ consumed

Up \$52 million since 2010-11

177 GJ



Energy consumption per person