



# QUEENSLAND

In 2019–20



1/4 of Australian energy consumption




26%

QLD share of Australian gas production




16%

Gas share of electricity generation




68%

Coal share of electricity generation



35%

Qld share of Australian solar generation



127 PJ

Highest total renewables consumption of any state/territory

\$246 million

Economic value created for every PJ consumed

Up \$8 million since 2010-11

285 GJ



Energy consumption per person