




# NORTHERN TERRITORY

In 2019–20



**74%**

Gas share of  
energy  
consumption



**53%**

Mining share of  
energy consumption

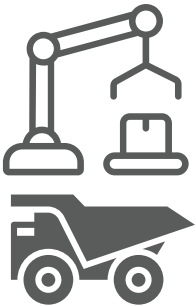


**2%**

NT share of  
Australian energy  
consumption

**86%** ▲


Gas share of  
electricity  
generation  
Up from 66% (2010-11)



Mining and  
Manufacturing  
generated

**52%**

Total electricity  
generation



**32%**

Renewables  
electricity  
generation  
growth

**\$177** million

Economic value created  
for every PJ consumed

Down \$33 million since 2010-11

**601** GJ



Energy consumption per person