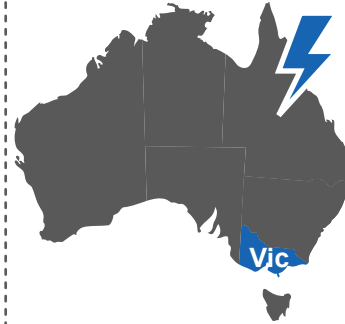


VICTORIA

In 2018–19

40% Energy productivity improvement since 2009-10


(Economic output/energy consumption)




21% Vic share of Australian energy consumption



2/3 Vic share of Australian residential gas consumption



70% Coal share of electricity generation in 2019



21% Renewables share of electricity generation in 2019



31% Increase in gas fired electricity generation in 2019

\$344 million Economic value created for every PJ consumed

Up \$99 million over 10 years

197 GJ 

Energy consumption per person