


# TASMANIA

In 2018–19

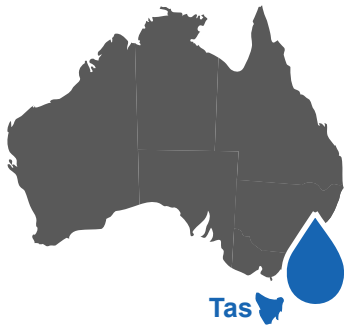



**43%**

Renewables  
share of  
energy  
consumption

**40%**

Manufacturing  
share of energy  
consumption



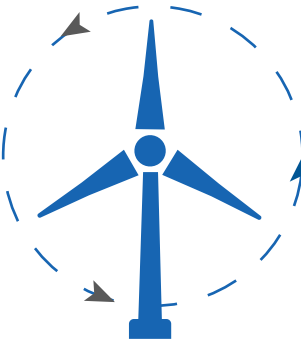
**38%**

Oil share of  
energy  
consumption

Commercial and services share of  
energy consumption

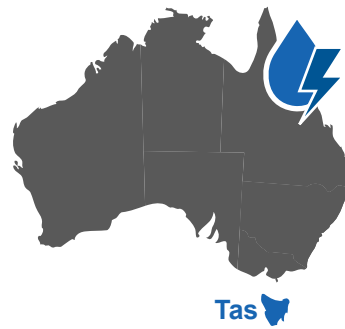
**8%**

(highest of any state/territory)



**94%**

Renewables  
share of  
electricity  
generation  
in 2019



**61%**

Tas share of  
Australian hydro  
generation in  
2019

**\$292** million

Economic value created  
for every PJ consumed

Up \$52 million over 10 years

**204**<sub>GJ</sub>



Energy consumption per person