


# SOUTH AUSTRALIA

In 2018–19



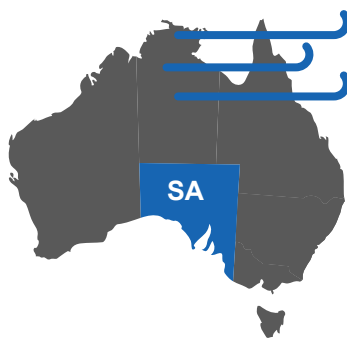
**44%**

Oil share of  
energy  
consumption



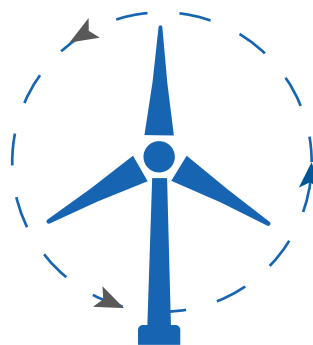
**32%**

Transport share  
of energy  
consumption



**29%**

SA share of  
Australian wind  
generation  
in 2019



**50%**

Renewables  
share of  
electricity  
generation  
in 2019



**59%**

Natural gas  
use is to  
generate electricity

**49%** ▲

Gas share of  
electricity generation  
in 2019

Up 53% in 5 years



**\$335** million

Economic value created  
for every PJ consumed

Up \$52 million over 10 years

**184** GJ



Energy consumption per person