






AUSTRALIAN ELECTRICITY GENERATION BY FUEL TYPE, 2019

	NSW	VIC	QLD	WA	SA	TAS	NT	AUST
 Coal	▼ 1%	▼ 8%	▼ 6%	▼ 4%	na	na	na	▼ 5%
 Gas	▲ 31%	▲ 31%	▲ 1%	▲ 2%	▲ 11%	▼ 4%	▲ 2%	▲ 6%
 Wind	▲ 40%	▲ 16%	▲ 194%	▲ 33%	no change	▲ 10%	na	▲ 19%
 Hydro	▼ 31%	▼ 16%	▲ 29%	no change	▲ 16%	▼ 15%	no change	▼ 18%
 Solar	▲ 39%	▲ 56%	▲ 62%	▲ 25%	▲ 36%	▲ 15%	▲ 32%	▲ 46%

Year on year change from 2018